



The Bible




Psalms 119:103, 105, “How sweet are your words to my taste, sweeter than honey to my mouth! Your word is a lamp to my feet and a light for my path.”

<p>Task 1 MAKE A GAME THAT WILL HELP LEARN THE BOOKS OF THE BIBLE IN THE CORRECT ORDER.</p>	<p>Task 2 Research what Israel was like before Christ was born and what it is like now. List some differences.</p>	<p>Task 3 Draw a book case showing each book of the Bible in scale with the length that it is.</p>									
<p>Task 4 Draw a cartoon strip of a parable from Mark chapter 4</p>	<p>Task 5 <small>(compulsory task)</small> Research the chronology of the Bible from Genesis to Revelation. Try to give dates in relation to the different stories, rulers, and events that you report on. This will require two or three pages joined together</p>	<p>Task 6 Read the book of Jonah and draw a map of his travels – make it look like a treasure map.</p>									
<p>Task 7 <i>Design a gospel tract that tells a person how to be saved – that is, how to be a Christian.</i></p>	<p>Task 8 <i>List the metaphors used in Psalm 19 and explain what they mean.</i></p>	<p>Task 9 Present a timeline about how the Bible came to be what we have today, from when it was first compiled to when it was translated into English.</p>									
<ul style="list-style-type: none"> • Present each task on one page so that it is eye catching and tidy. (unless otherwise stated) • Design an appropriate cover page. • Use your time wisely. 	<p>You will be marked on (in order of priority):</p> <ul style="list-style-type: none"> • The content in each task <ul style="list-style-type: none"> • Your creativity • Your presentation • Tasks completed 	<p style="text-align: center;">Checklist</p> <table border="1" style="width: 100%; text-align: center;"> <tr> <td>1</td> <td>2</td> <td>3</td> </tr> <tr> <td>4</td> <td style="border: 2px solid black;">5</td> <td>6</td> </tr> <tr> <td>7</td> <td>8</td> <td>9</td> </tr> </table>	1	2	3	4	5	6	7	8	9
1	2	3									
4	5	6									
7	8	9									



The Bible



Psalms 119:103, 105, "How sweet are your words to my taste, sweeter than honey to my mouth! Your word is a lamp to my feet and a light for my path."

<p>Task 1 MAKE A GAME THAT WILL HELP LEARN THE BOOKS AND CONTENT OF THE BIBLE IN THE CORRECT ORDER.</p>	<p>Task 2 Research what Israel was like before Christ was born and what it is like now. List some differences.</p>	<p>Task 3 Draw a bookcase showing each book of the bible in scale with the length that it is.</p>															
<p>Task 4 Draw a cartoon strip of a parable from Mark chapter 4</p>	<p>Task 5 (compulsory task) Research the chronology of the bible from Genesis to Revelation. Try to give dates in relation to the different stories, rulers, and events that you report on. This will require two or three pages joined together in order to give a reasonable amount of detail.</p>	<p>Task 6 Read the book of Jonah and draw a map of his travels – make it look like a treasure map.</p>															
<p>Task 7 <i>Design a gospel tract that tells a person how to be saved – that is, how to be a Christian.</i></p>	<p>Task 8 <i>List the metaphors used in Psalm 19 and explain what they mean.</i></p>	<p>Task 9 Present a timeline about how the bible came to be what we have today, from when it was first compiled to when it was translated into English.</p>															
<p>Task 10 Study the different forms of leadership described in the bible and write a summary of your research.</p>	<p>Task 11 Write a summary statement about the authority and importance of the bible after reading the following passages: Psalms 1; Isaiah 40:8; Luke 11:28; Hebrews 4:12;</p>	<p>Task 12 Design a reading plan of your own that enables a person to read the bible in one year. Do you just read from start to finish? Do you construct it chronologically? Do you alternate between New Testament and Old Testament?</p>															
<ul style="list-style-type: none"> • Present at least 9 tasks, at least two tasks from each row. • Use just one page per task as much as possible and make it is eye catching and tidy (a title & a border). • Bold tasks are compulsory • Design an appropriate cover page. • Use your time wisely. 	<p>You will be marked on (in order of priority):</p> <ul style="list-style-type: none"> • The content in each task • The accuracy and perfection of each task (eg. no spelling mistakes) • Your creativity • Your presentation • Tasks completed 	<table border="1"> <thead> <tr> <th colspan="3">Checklist</th> </tr> </thead> <tbody> <tr> <td>1</td> <td>2</td> <td>3</td> </tr> <tr> <td>4</td> <td>5</td> <td>6</td> </tr> <tr> <td>7</td> <td>8</td> <td>9</td> </tr> <tr> <td>10</td> <td>11</td> <td>12</td> </tr> </tbody> </table>	Checklist			1	2	3	4	5	6	7	8	9	10	11	12
Checklist																	
1	2	3															
4	5	6															
7	8	9															
10	11	12															